IDEC

Think Automation and beyond...

E-Stop Switches
The Ultimate in Safety



IDEC CORPORATION

PROTECTING PEOPLE & PRODUCTIVITY

For more than 70 years, IDEC has produced reliable and high-quality emergency stops, making the point of contact between humans and machines easy, safe and secure. By developing products that enhance the safety and well-being of workers and machinery, IDEC innovations have helped shape the global industrial automation marketplace. This includes collaboration with various agencies to increase international standardization within the manufacturing industry.



IDEC engineers spend years researching and testing to develop the ideal shape, size and feel for each emergency stop switch. As a result, IDEC provides safe, efficient and comfortable E-Stops for any machine or application that needs to meet established international and US requirements for workplace safety.





THE WORLD'S SAFEST EMERGENCY STOP SWITCHES

IDEC emergency stop switches transformed the way E-Stops are designed by introducing exclusive "Safe Break Action" technology to ensure a machine will stop. By automatically turning off the machine when the contact block and actuator are improperly installed or damaged, all IDEC E-Stops meet or exceed international safety standards (ISO 13850 and EN60947-5-5) and reduce the effects of these failures.

Underwriters Laboratories (UL) Category NISD and NISD2 ratings allow IDEC X-series and XW emergency stop devices to perform a Category 0 or Category 1 stop function as defined in the ANSI/NFPA79, "Electrical Standard for Industrial Machinery." These devices have also been investigated for functionality, fire and electrical shock safety. Most models are Type 4X rated for additional protection against water penetration and corrosion, providing an additional level of security.

UL LISTED EMERGENCY STOP DEVICE NISD

Class I Zone 1

OPERATOR SAFETY IS OUR PRIORITY

IDEC X-series switches use "Safe Break Action," a unique reverse-energy structure that disconnects Normally Closed (NC) contacts, guaranteeing shut-off even if the emergency switch is damaged or the contact blocks separate.

- Conventional E-Stops use spring pressure on NC contacts, which increases the likelihood of the E-Stop failing in an unsafe condition
- Improper installation or excessive force may render them incapable of stopping a machine
- "Safe Break Action" E-Stops with reverse-energy structure always default to a safe condition

IDEC X-Series

With X-series emergency stop switches, the potential energy level of the latched status is lower than that of normal status. In the event the switch is damaged due to excessive shocks, the NC contacts will turn off, thus stopping the machine (patented design).

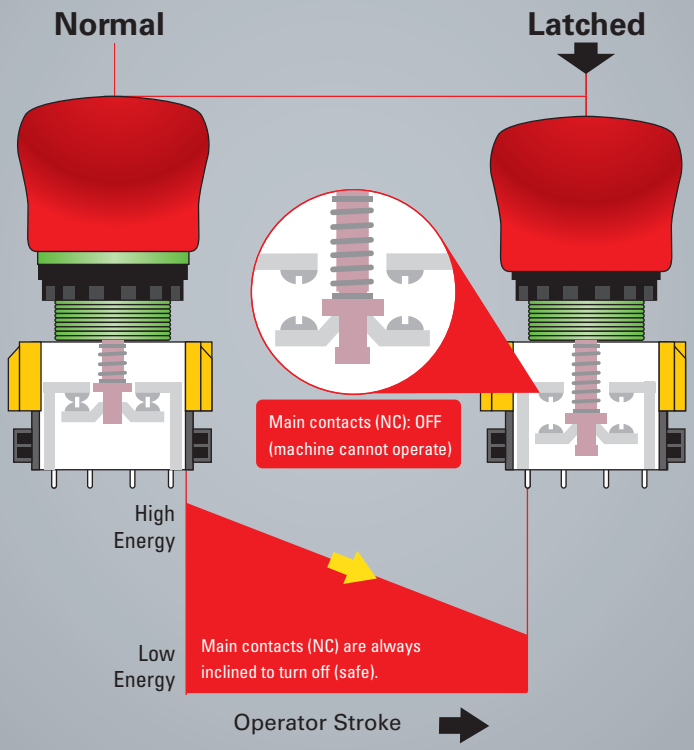

Fail-Safe Design

Normally Closed contacts are automatically opened if the contact block is not properly attached to the switch.

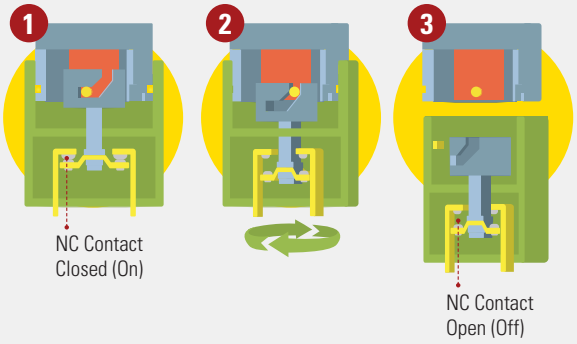

Conventional E-Stops

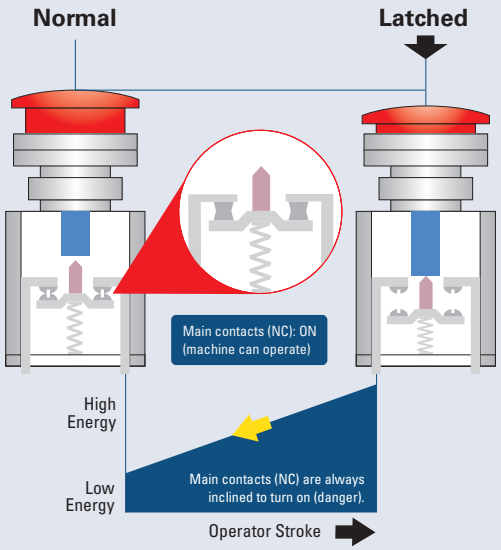



Preventing accidental reset: Padlock E-Stops

Developed to prevent unauthorized or accidental resetting of latched emergency stop switches by allowing the use of up to 12 personal padlocks, XN4E padlock-type E-Stops increase operator safety during machine maintenance. By preventing any unauthorized resetting of the latched emergency stop switch, these switches make service safer to perform.

2-IN-1 E-STOPS OFFER MORE

X-series emergency stops can be reset either by pulling or turning the operator (push-to-lock, pull/turn-to-reset). Traditional E-Stops only offer a single reset option. With IDEC X-series E-Stops, you get both options in one switch, providing an extra level of protection for workers when unforeseen events occur.





Space-saving designs

Designed with minimal behind-the-panel depths, there is an IDEC E-Stop to fit even the shallowest panels.

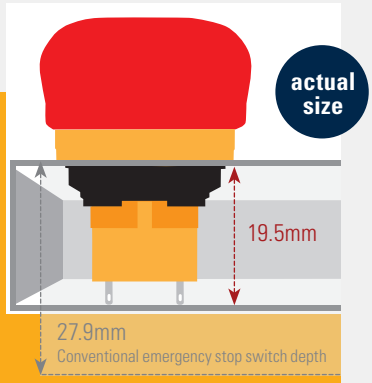



AN E-STOP FOR EVERY APPLICATION

IDEC E-Stops can be used in any machine application requiring worker safety. Typical markets include, but are not limited to:

- Packaging
- Food & Beverage Processing
- Printing
- Pharmaceutical
- Chemical Processing
- Material Handling
- Machine Tools
- Plastics Processing
- Oil & Gas
- Petrochemical
- Paint Manufacturing & Paint Booths
- Semiconductor & Electronics Manufacturing
- Robotics
- Automotive
- People Moving

General Purpose E-Stop Switches

safe break technology

See previous page for details.





XA

Ideal for smaller machines. Mount in a 16mm hole and have shallow depth behind the panel.

XW

Rugged construction and mount in a 22mm panel hole secured from the back, so they cannot be defeated.

	XA	XW
panel hole size	16mm panel hole	22mm panel hole
operator sizes	Ø29mm, Ø40mm	Ø40mm, Ø60mm
number of contacts	up to 4	up to 4
terminal connection	PCB, solder, solder/tab	screw
operation	Push-to-lock, pull or turn-to-reset	Push-to-lock, pull or turn-to-reset
illumination		
certifications		

Special Purpose E-Stop Switches

Hazardous Location



HW

A wide variety of options that can accommodate up to 6 contacts.

22mm panel hole
Ø29mm, Ø40mm, Ø60mm
up to 6
screw
Push-to-lock, pull or turn-to-reset



XN1E/XN5E

Offer robust construction with a shallow panel depth.

30mm panel hole
Ø40mm, Ø60mm
up to 4
screw
Push-to-lock, pull or turn-to-reset



X6

Ergonomic, smooth and elegant design ideal for applications requiring cleanliness and prevention of dust.

16mm panel hole
Ø30mm, Ø40mm
up to 2
solder/tab
Push-to-lock, pull or turn-to-reset



XW

Smooth design features a large, ergonomic button that resists dirt and dust buildup.

22mm panel hole
Ø38mm
up to 4
screw
Push-to-lock, pull or turn-to-reset
Green visual indicator



XN4E

Add an additional layer of safety with a lockout feature that prevents unauthorized resetting of a latched E-Stop.

30mm panel hole
Ø44mm
up to 4
screw
Push-to-lock, pull or turn-to-reset



EU2B

Ideal for applications in hazardous locations with explosive gases, such as oil & gas, petrochemical, painting and more.

30mm panel hole
Ø40mm
up to 3
screw
Push-to-lock, pull or turn-to-reset

Class I
Zone 1



Keeping It Clean: Smooth E-Stops

X6 and XW E-Stops feature smooth buttons that resist dirt and dust buildup. These large, ergonomic buttons offer a sleek, updated look and user-friendly operation for applications requiring higher levels of cleanliness, such food and beverage.

X6 16mm E-STOPS

	Operator	NC Contact	Part Number
	30mm Mushroom Push-to-lock Pull or Turn-to-reset Switch	1NC	AB6E-3BV01PTRH
		2NC	AB6E-3BV02PTRH
	40mm Mushroom Push-to-lock Pull or Turn-to-reset Switch	1NC	AB6E-4BV01PTRH
		2NC	AB6E-4BV02PTRH
	30mm Mushroom Push-to-lock Pull or Turn-to-reset Switch	1NC	AB6E-3BV01PTRM
		2NC	AB6E-3BV02PTRM
	40mm Mushroom Push-to-lock Pull or Turn-to-reset Switch	1NC	AB6E-4BV01PTRM
		2NC	AB6E-4BV02PTRM
	30mm Mushroom Push-to-lock Pull or Turn-to-reset Switch	1NC	AB6E-3BV01PTY
		2NC	AB6E-3BV02PTY
		1NC	AB6E-4BV01PTY
		2NC	AB6E-4BV02PTY

Note: To order the shorter version (19.5mm behind the panel), remove the "T" from the part number.

XA 16mm E-STOPS

Illumination	Operator	NC Contact	NO Contact	Part Number
Non-Illuminated 	29mm Mushroom PCB Terminals	1NC	1NO	XA1E-BV311V-R
		2NC	–	XA1E-BV302V-R
		3NC	1NO	XA1E-BV313V-R
		4NC	–	XA1E-BV304V-R
	29mm Mushroom Solder Terminals	1NC	1NO	XA1E-BV311-R
		2NC	–	XA1E-BV302-R
		3NC	1NO	XA1E-BV313-R
		4NC	–	XA1E-BV304-R
Illuminated 	29mm Mushroom PCB Terminals (24V AC/DC)	1NC	1NO	XA1E-LV311Q4V-R
		2NC	–	XA1E-LV302Q4V-R
		3NC	1NO	XA1E-LV313Q4V-R
		4NC	–	XA1E-LV304Q4V-R
	29mm Mushroom Solder Terminals (24V AC/DC)	1NC	1NO	XA1E-LV311Q4-R
		2NC	–	XA1E-LV302Q4-R
		3NC	1NO	XA1E-LV313Q4-R
		4NC	–	XA1E-LV304Q4-R
Non-Illuminated 	40mm Mushroom PCB Terminals	1NC	1NO	XA1E-BV411V-R
		2NC	–	XA1E-BV402V-R
		3NC	1NO	XA1E-BV413V-R
		4NC	–	XA1E-BV404V-R
	40mm Mushroom Solder Terminals	1NC	1NO	XA1E-BV411-R
		2NC	–	XA1E-BV402-R
		3NC	1NO	XA1E-BV413-R
		4NC	–	XA1E-BV404-R
Illuminated 	40mm Mushroom PCB Terminals (24V AC/DC)	1NC	1NO	XA1E-LV411Q4V-R
		2NC	–	XA1E-LV402Q4V-R
		3NC	1NO	XA1E-LV413Q4V-R
		4NC	–	XA1E-LV404Q4V-R
	40mm Mushroom Solder Terminals (24V AC/DC)	1NC	1NO	XA1E-LV411Q4-R
		2NC	–	XA1E-LV402Q4-R
		3NC	1NO	XA1E-LV413Q4-R
		4NC	–	XA1E-LV404Q4-R
Non-Illuminated 	29mm Mushroom Solder Terminals	1NC	–	XA1E-BV3U01-R
		2NC	–	XA1E-BV3U02-R
Non-Illuminated 	40mm Mushroom Solder Terminals	1NC	–	XA1E-BV4U01-R
		2NC	–	XA1E-BV4U02-R

XW 22mm E-STOPS

Illumination	Operator	NC Contact	NO Contact	Part Number
Non-Illuminated 	40mm Mushroom Screw Terminals	1NC	1NO	XW1E-BV411M-R
		2NC	–	XW1E-BV402M-R
		2NC	2NO	XW1E-BV422M-R
		3NC	1NO	XW1E-BV413M-R
	60mm Mushroom Screw Terminals	4NC	–	XW1E-BV404M-R
		1NC	1NO	XW1E-BV511M-R
		2NC	–	XW1E-BV502M-R
		2NC	2NO	XW1E-BV522M-R
Illuminated[1] 	40mm Mushroom Screw Terminals (24V AC/DC)	1NC	1NO	XW1E-LV411Q4M-R
		2NC	–	XW1E-LV402Q4M-R
		2NC	2NO	XW1E-LV422Q4M-R
		3NC	1NO	XW1E-LV413Q4M-R
		4NC	–	XW1E-LV404Q4M-R
	40mm Mushroom Push-ON LED[2] 24VAC/DC	2NC	1NO	XW1E-TV412Q4M-R

1. The light is independent of the position of the switch, except for push-on LED type. 2. The light only operates when the switch is pressed, as it is internally wired.

XW 22mm E-STOPS WITH MECHANICAL INDICATOR

Illumination	Operator	NC Contact	NO Contact	Part Number
Non-Illuminated 	38mm Mushroom	1NC	—	XW1E-BV4TG01MR
		2NC	—	XW1E-BV4TG02MR
		3NC	—	XW1E-BV4TG03MR
		4NC	—	XW1E-BV4TG04MR
		1NC	1NO	XW1E-BV4TG11MR
		2NC	1NO	XW1E-BV4TG12MR
		3NC	1NO	XW1E-BV4TG13MR
		2NC	2NO	XW1E-BV4TG22MR
Illuminated 	38mm Mushroom with built-in 24V AC/DC LED	1NC	—	XW1E-LV4TG01Q4MR
		2NC	—	XW1E-LV4TG02Q4MR
		3NC	—	XW1E-LV4TG03Q4MR
		4NC	—	XW1E-LV4TG04Q4MR
		1NC	1NO	XW1E-LV4TG11Q4MR
		2NC	1NO	XW1E-LV4TG12Q4MR
		3NC	1NO	XW1E-LV4TG13Q4MR
		2NC	2NO	XW1E-LV4TG22Q4MR

HW 22mm E-STOPS

Operator	Bezel	NC Contact	NO Contact	Part Number
 40mm Mushroom Push-to-lock Turn-to-reset	Plastic	–	1NO	HW1B-V4F10-R
		1NC	–	HW1B-V4F01-R
		1NC	1NO	HW1B-V4F11-R
		2NC	–	HW1B-V4F02-R
	Metal	–	1NO	HW4B-V4F10-R
		1NC	–	HW4B-V4F01-R
		1NC	1NO	HW4B-V4F11-R
		2NC	–	HW4B-V4F02-R
 40mm Mushroom Push-Pull Reset	Plastic	–	1NO	HW1B-Y2F10-R
		1NC	–	HW1B-Y2F01-R
		1NC	1NO	HW1B-Y2F11-R
		2NC	–	HW1B-Y2F02-R
	Metal	–	1NO	HW4B-Y2F10-R
		1NC	–	HW4B-Y2F01-R
		1NC	1NO	HW4B-Y2F11-R
		2NC	–	HW4B-Y2F02-R
 40mm Mushroom Push-to-lock Turn-to-reset	Plastic	–	1NO	HW1B-X4F10-R
		1NC	–	HW1B-X4F01-R
		1NC	1NO	HW1B-X4F11-R
		2NC	–	HW1B-X4F02-R
	Metal	–	1NO	HW4B-X4F10-R
		1NC	–	HW4B-X4F01-R
		1NC	1NO	HW4B-X4F11-R
		2NC	–	HW4B-X4F02-R
 40mm Mushroom EMO Push-to-lock Turn-to-reset	Plastic	–	1NO	HW1B-V4F10-R-EMO-2
		1NC	–	HW1B-V4F01-R-EMO-2
		1NC	1NO	HW1B-V4F11-R-EMO-2
		2NC	–	HW1B-V4F02-R-EMO-2
	Metal	–	1NO	HW4B-V4F10-R-EMO-2
		1NC	–	HW4B-V4F01-R-EMO-2
		1NC	1NO	HW4B-V4F11-R-EMO-2
		2NC	–	HW4B-V4F02-R-EMO-2
 60mm Mushroom Push-to-lock Turn-to-reset	Plastic	–	1NO	HW1B-V5F10-R
		1NC	–	HW1B-V5F01-R
		1NC	1NO	HW1B-V5F11-R
		2NC	–	HW1B-V5F02-R

HW 22mm UNIBODY E-STOPS

Illumination	Operator	Bezel	Lamp	NC Contact	NO Contact	Part Number
Non-Illuminated 	40mm Mushroom Push-to-lock Turn-to-reset	Plastic	–	1NC	1NO	HW1E-BV4F11-R
				2NC	–	HW1E-BV4F02-R
Illuminated 	40mm Mushroom Push-to-lock Turn-to-reset	Plastic	LED	1NC	1NO	HW1E-LV4F11QD-R-120V
			LED	2NC	–	HW1E-LV4F02QD-R-R-24V
			LED	1NC	1NO	HW1E-LV4F11QD-R-120V
			LED	2NC	–	HW1E-LV4F02QD-R-24V

HN 30mm UNIBODY E-STOPS

Illumination	Operator	Bezel	Lamp	NC Contact	NO Contact	Part Number
Non-Illuminated 	40mm Mushroom Push-to-lock Turn-to-reset	Plastic	–	1NC	1NO	HN1E-BV4F11-R
				2NC	–	HN1E-BV4F02-R
Illuminated 	40mm Mushroom Push-to-lock Turn-to-reset	Plastic	LED	1NC	1NO	HN1E-LV4F11QD-R-120V
			LED	2NC	–	HN1E-LV4F02QD-R-120V
			LED	1NC	1NO	HN1E-LV4F11QD-R-24V
			LED	2NC	–	HN1E-LV4F02QD-R-24V

EU2B 30mm HAZARDOUS LOCATION E-STOPS

Illumination	Operator	Terminals	NC Contact	NO Contact	Part Number
Non-Illuminated 	40mm Mushroom	Fingersafe	1NC	-	EU2B-YBV301FR
			1NC	1NO	EU2B-YBV311FR
			2NC	-	EU2B-YBV302FR
			2NC	1NOsf	EU2B-YBV312FR
			3NC	-	EU2B-YBV303FR
		Standard Screw	1NC	-	EU2B-YBV301CR
			1NC	1NO	EU2B-YBV311CR
			2NC	-	EU2B-YBV302CR
			2NC	1NO	EU2B-YBV312CR
			3NC	-	EU2B-YBV303CR

XN1E 30mm E-STOPS

Illumination	Operator	NC Contact	NO Contact	Part Number
Non-Illuminated 	40mm Mushroom	1NC	1NO	XN1E-BV411MR
		2NC	–	XN1E-BV402MR
		2NC	2NO	XN1E-BV422MR
		3NC	1NO	XN1E-BV413MR
		4NC	–	XN1E-BV404MR
	60mm Mushroom	1NC	1NO	XN1E-BV511MR
		2NC	–	XN1E-BV502MR
		2NC	2NO	XN1E-BV522MR
		3NC	1NO	XN1E-BV513MR
		4NC	–	XN1E-BV504MR
Illuminated[1] 	40mm Mushroom LED (24V AC/DC)	1NC	1NO	XN1E-LV411Q4MR
		2NC	–	XN1E-LV402Q4MR
		2NC	2NO	XN1E-LV422Q4MR
		3NC	1NO	XN1E-LV413Q4MR
		4NC	–	XN1E-LV404Q4MR
	40mm Mushroom Push-ON LED[2] (24V AC/DC)	2NC	1NO	XN1E-TV412Q4MR

1. The light is independent of the position of the switch, except for push-on LED type. 2. The light only operates when the switch is pressed, as it is internally wired.

XN4E 30mm PADLOCK E-STOPS

Illumination	Operator	NC Contact	NO Contact	Part Number
Non-Illuminated 	44mm Mushroom	1NC	1NO	XN4E-BL411MR
		2NC	–	XN4E-BL402MR
		2NC	2NO	XN4E-BL422MR
		3NC	1NO	XN4E-BL413MR
		4NC	–	XN4E-BL404MR
Illuminated[1] 	44mm Mushroom LED (24V AC/DC)	1NC	1NO	XN4E-LL411Q4MR
		2NC	–	XN4E-LL402Q4MR
		2NC	2NO	XN4E-LL422Q4MR
		3NC	1NO	XN4E-LL413Q4MR
		4NC	–	XN4E-LL404Q4MR
	44mm Mushroom Push-ON LED[2] (24V AC/DC)	2NC	1NO	XN4E-TL412Q4MR

1. The light is independent of the position of the switch, except for push-on LED type. 2. The light only operates when the switch is pressed, as it is internally wired.

XN5E 30mm FLUSH MOUNT BEZEL E-STOPS

Illumination	Operator	NC Contact	NO Contact	Part Number
Non-Illuminated 	40mm Mushroom	1NC	1NO	XN5E-BV411MR
		2NC	–	XN5E-BV402MR
		2NC	2NO	XN5E-BV422MR
		3NC	1NO	XN5E-BV413MR
		4NC	–	XN5E-BV404MR
Illuminated[1] 	40mm Mushroom LED (24V AC/DC)	1NC	1NO	XN5E-LV411Q4MR
		2NC	–	XN5E-LV402Q4MR
		2NC	2NO	XN5E-LV422Q4MR
		3NC	1NO	XN5E-LV413Q4MR
		4NC	–	XN5E-LV404Q4MR
	40mm Mushroom Push-ON LED[2] (24V AC/DC)	2NC	1NO	XN5E-TV412Q4MR

1. The light is independent of the position of the switch, except for push-on LED type. 2. The light only operates when the switch is pressed, as it is internally wired.

HW E-STOP ENCLOSURES

	Size & Reset	Bezel	NC Contact	NO Contact	Part Number
	29mm Push-to-lock Turn-to-reset	Plastic	1NC	1NO	FB1W-HW1B-V311R
			2NC	–	FB1W-HW1B-V302R
		Metal	1NC	1NO	FB1W-HW4B-V311R
			2NC	–	FB1W-HW4B-V302R
	40mm Push-to-lock Turn-to-reset	Plastic	1NC	1NO	FB1W-HW1B-V411R
			2NC	–	FB1W-HW1B-V402R
		Metal	1NC	1NO	FB1W-HW4B-V411R
			2NC	–	FB1W-HW4B-V402R
	40mm Push-to-lock Turn-to-reset	Plastic	1NC	1NO	FB1W-HW1B-Y211R
			2NC	–	FB1W-HW1B-Y202R
		Metal	1NC	1NO	FB1W-HW4B-Y211R
			2NC	–	FB1W-HW4B-Y202R
	40mm Push-to-lock Turn-to-reset	Plastic	1NC	1NO	FB1W-HW1B-X411R
			2NC	–	FB1W-HW1B-X402R
		Metal	1NC	1NO	FB1W-HW4B-X411R
			2NC	–	FB1W-HW4B-X402R
	40mm EMO Push-to-lock Turn-to-reset	Plastic	1NC	1NO	FB1W-HW1B-V411R-EMO-2
			2NC	–	FB1W-HW1B-V402R-EMO-2
		Metal	1NC	1NO	FB1W-HW4B-V411R-EMO-2
			2NC	–	FB1W-HW4B-V402R-EMO-2

XW E-STOP ENCLOSURES

	Size & Reset	NC Contact	NO Contact	Part Number
	40mm Non-Illuminated	2NC	2NO	FB1W-XW1E-BV422MR
		3NC	1NO	FB1W-XW1E-BV413MR
		4NC	–	FB1W-XW1E-BV404MR
	40mm Illuminated	2NC	2NO	FB1W-XW1E-LV422MR
		3NC	1NO	FB1W-XW1E-LV413MR
		4NC	–	FB1W-XW1E-LV404MR
	60mm Non-Illuminated	2NC	2NO	FB1W-XW1E-BV522MR
		3NC	1NO	FB1W-XW1E-BV513MR
		4NC	–	FB1W-XW4E-BV504MR

ACCESSORIES

	Description	Model	Part Number
	Replacement LED Unit: Solder Terminal	XA	XA9Z-LED2R
	Replacement LED Unit: PCB Terminal		XA9Z-LED2VR
	Terminal Cover for Contact Block		XA9Z-VL2
	Terminal Cover for Contact Block	XW and XN	XW9Z-VL2M
	IP20 Fingersafe Cover		XW9Z-VL2MF
	Locking Ring Wrench	XN	XN9Z-T1
	Locking Ring Twist Wrench		TWST-T1
	Lockout Hasp		XN9Z-HASP421

NAMEPLATES

	Size and Style	ID	OD	Part Number
	16mm Blank	16mm	60mm	HAAV4-0
	16mm “Emergency Stop”	16mm	60mm	HAAV4-27
	22mm Blank	22mm	60mm	HWAV-0
	22mm “Emergency Stop”	22mm	60mm	HWAV-27
	22mm “Emergency Stop” For Jumbo Mushroom	22mm	80mm	HWAV5-27
	30mm Blank	30mm	60mm	HNAV-0
	30mm “Emergency Stop”	30mm	60mm	HNAV-27

SWITCH GUARDS

	E-Stop Series	E-Stop Type	Applicable Standard	Part Number
	16mm XA	29mm & 40mm Mushroom Head	SEMI S2 Compliant (Approved by TUV)	XA9Z-KG1
	22mm HW & XW	29mm & 40mm Mushroom Head	SEMI S2-0703, 12.5.1 Compliant	HW9Z-KG1
			SEMI S2 Compliant (Approved by TUV)	HW9Z-KG3
		29mm & 40mm Mushroom Head	SEMI S2-0703 12.5.1 & SEMATECH Compliant	HW9Z-KG2
		60mm Mushroom Head	SEMI S2 Compliant (Approved by TUV) & SEMATECH	HW9Z-KG4
	30mm XN1E	40mm & 60mm Mushroom Head	SEMI S2 Compliant ISO 13850 Compliant (Approved by TUV)	XN9Z-KG1

YOUR SINGLE SOURCE SOLUTION

For more than 70 years, IDEC has focused on creating high-quality and reliable control and automation products, while giving you personalized service and customized solutions to keep your applications up and running.



HMI



Power supply



PLC



Grip Switch



800.262.4332

www.IDEC.com/usa

IDEC *Think Automation and beyond...*

www.IDEC.com

USA
IDEC Corporation
Tel: (408) 747-0550
opencontact@IDEC.com

Canada
IDEC Canada Ltd.
Tel: (905) 890-8561
sales@ca.IDEC.com

Australia
IDEC Australia Pty. Ltd.
Tel: +61-3-8523-5900
sales@au.IDEC.com

Japan
IDEC Corporation
Tel: +81-6-6398-2527
marketing@IDEC.co.jp

Thailand
IDEC Asia (Thailand) Co.,LTD.
Tel:+66-2-392-9765
sales@th.idec.com

Germany
APEM GmbH
Tel: +49-40-25 30 54-0
service@eu.IDEC.com

Hong Kong
IDEC Izumi (H.K.) Co., Ltd.
Tel: +852-2803-8989
info@hk.IDEC.com

China/Beijing
IDEC (Beijing) Corporation
Tel: +86-10-6581-6131
idec@cn.IDEC.com

China/Shanghai
IDEC (Shanghai) Corporation
Tel: +86-21-6135-1515
idec@cn.IDEC.com

China/Shenzhen
IDEC (Shenzhen) Corporation
Tel: +86-755-8356-2977
idec@cn.IDEC.com

Singapore
IDEC Asia Pte. Ltd.
Tel: +65-6746-1155
info@sg.IDEC.com

Taiwan
IDEC Taiwan Corporation
Tel: +886-2-2698-3929
service@tw.IDEC.com

©2019 IDEC Corporation. All Rights Reserved.

Catalog No. XW9Y-B100-6 *7/19 7.5K*

Specifications and other descriptions in this catalog are subject to change without notice.